

(第18期)

平成 18 年 度

事業報告書 決算報告書

〔自 平成18年4月1日〕
〔至 平成19年3月31日〕

社団法人 日本広告写真家協会

東京都中央区築地 2 丁目 1 番17号 陽光築地ビル 9 F

社団法人日本広告写真家協会

平成18年度事業報告書・決算報告書

(平成18年4月1日から平成19年3月31日まで)

会 長：安 達 洋 次 郎

副会長：白 鳥 真 太 郎

同 　：北 岡 悟

事務局：事 務 局 員 6 名

事務所：本 部 事 務 局

東京都中央区築地

2-1-17

陽光築地ビル9F

支 部 事 務 部

東京・大阪・名古屋

福岡・札幌・仙台

会員数： 1,128名

(平成19年3月31日現在)

【正 会 員： 902名】

【特別会員： 28名】

【賛助会員： 198名・社】

(法人53社・個人145名)

創 立：1958年 6月27日

法人設立：1989年12月 4日

18 18

1. 全般

18

18

18

18

35

100

19

49

2. 事業に関する件

1. 調査・研究に関する事業

18

2. 研修・セミナーに関する事業

6

27

18

1

2

2

1

3

391

2007

10

11

54 292 44
540

3. 知的所有権の確立に関する事業

1

7

Vol. 5 4

1 5

209

4. 展覧会の開催に関する事業

35

1 8 1
1, 128 1, 867

63 183

3

3 31 5 6

3

18

3

11

3

5. 出版及び情報の提供に関する事業

6

3

100

4

36

7

1

1 5

6. 内外関係機関との交流に関する事業

6 114

7 23 32
18

12 4 10
20 5

12 9

1 170
19

11

7. 広告写真会館建設に関する事業

10 25

3. 総務管理、支部・会友管理に関する件

1. 会議等の開催

6 18 92

18

3

3

19

4

18

19

8

1

15

12

2

19

4

2. 会員との意志の疎通、地位向上施策

11

3. 正会員及び賛助会員の増員施策

19

49

42

40

2

4. 渉外及び広報活動

5. 表彰等

18

2

19

40

18

6. 業務管理

12

4 10

7. 事務局の管理

| | | | | |
|---|---|---|---|---|
| | 1 | 1 | 3 | |
| 1 | | | | |
| | 4 | 1 | 1 | 6 |

4. 財務に関する件

1. 予算の執行管理

2. 予算の編成及び決算等

18

19

3. 財産管理

3

2007

統括： 達

総括

○調査・研修事業に関する件

○知的所有権事業に関する件

○展覧会事業に関する件

○出版・情報事業に関する件

○会館建設に関する件

達

○総務に関する件

○支部・会友に関する件

視

○財務に関する件

1. 貸借対照表

19 31

(第 18 期)

(一般会計)

| | | | |
|---------|-------------|---|-------------|
| | | | |
| I 資産の部 | | | |
| | 10,488,781 | 0 | 10,488,781 |
| | 42,463 | 0 | 42,463 |
| | 10,446,318 | 0 | 10,446,318 |
| | 300,000 | 0 | 300,000 |
| | 5,130 | 0 | 5,130 |
| | 1,036,568 | 0 | 1,036,568 |
| | 766,534 | 0 | 766,534 |
| | 10,054,999 | 0 | 10,054,999 |
| | 100,000 | 0 | 100,000 |
| | 22,752,012 | 0 | 22,752,012 |
| | | | |
| | 177,693,242 | 0 | 177,693,242 |
| | 177,693,242 | 0 | 177,693,242 |
| | | | |
| | 19,610,266 | 0 | 19,610,266 |
| | 856,418 | 0 | 856,418 |
| | 2,548,352 | 0 | 2,548,352 |
| | 833,536 | 0 | 833,536 |
| | 2,934,560 | 0 | 2,934,560 |
| | 26,783,132 | 0 | 26,783,132 |
| | 204,476,374 | 0 | 204,476,374 |
| | 227,228,386 | 0 | 227,228,386 |
| II 負債の部 | | | |
| | 1,520,002 | 0 | 1,520,002 |
| | 1,635,000 | 0 | 1,635,000 |
| | 615,220 | 0 | 615,220 |
| | 3,770,222 | 0 | 3,770,222 |
| | | | |
| | 615,054 | 0 | 615,054 |
| | 615,054 | 0 | 615,054 |
| | 4,385,276 | 0 | 4,385,276 |

(一般会計)

| | | | |
|----------|-------------|---|-------------|
| | | | |
| Ⅲ 正味財産の部 | 0 | 0 | 0 |
| | 222,843,110 | 0 | 222,843,110 |
| | 222,843,110 | 0 | 222,843,110 |
| | 227,228,386 | 0 | 227,228,386 |

2. 正味財産増減計算書

18

19

31

(第 18 期)

(一般会計)

| | | | |
|--------------------------------|------------|---|------------|
| <p>I 一般正味財産増減の部</p> <p>(1)</p> | | | |
| | 84,858 | 0 | 84,858 |
| | 84,858 | 0 | 84,858 |
| | 2,200,000 | 0 | 2,200,000 |
| | 100,000 | 0 | 100,000 |
| | 2,000,000 | 0 | 2,000,000 |
| | 100,000 | 0 | 100,000 |
| | 57,306,000 | 0 | 57,306,000 |
| | 45,100,000 | 0 | 45,100,000 |
| | 10,800,000 | 0 | 10,800,000 |
| | 24,000 | 0 | 24,000 |
| | 1,122,000 | 0 | 1,122,000 |
| | 260,000 | 0 | 260,000 |
| | 6,492,026 | 0 | 6,492,026 |
| | 6,492,026 | 0 | 6,492,026 |
| | 1,131,000 | 0 | 1,131,000 |
| | 695,000 | 0 | 695,000 |
| | 318,000 | 0 | 318,000 |
| | 360,000 | 0 | 360,000 |
| | 187,275 | 0 | 187,275 |
| | 117,000 | 0 | 117,000 |
| | 384,000 | 0 | 384,000 |
| | 54,000 | 0 | 54,000 |
| | 40,000 | 0 | 40,000 |
| | 94,500 | 0 | 94,500 |
| | 114,000 | 0 | 114,000 |
| | 465,000 | 0 | 465,000 |
| | 306,000 | 0 | 306,000 |
| | 288,000 | 0 | 288,000 |
| | 180,000 | 0 | 180,000 |
| | 527,800 | 0 | 527,800 |
| | 294,000 | 0 | 294,000 |
| | 240,500 | 0 | 240,500 |
| | 168,291 | 0 | 168,291 |
| | 204,000 | 0 | 204,000 |
| | 62,000 | 0 | 62,000 |
| | 190,660 | 0 | 190,660 |
| PPF | 63,000 | 0 | 63,000 |

(一般会計)

| | | | |
|-----|-----------------|---|------------|
| | | | |
| | 8,000 | 0 | 8,000 |
| | 25,814,570 | 0 | 25,814,570 |
| | 11,203,150 | 0 | 11,203,150 |
| | 1,221,150 | 0 | 1,221,150 |
| | 1,645,000 | 0 | 1,645,000 |
| | 189,000 | 0 | 189,000 |
| 35 | 6,783,000 | 0 | 6,783,000 |
| | 1,050,000 | 0 | 1,050,000 |
| | 315,000 | 0 | 315,000 |
| | 1,682,040 | 0 | 1,682,040 |
| | 76,500 | 0 | 76,500 |
| | 35,000 | 0 | 35,000 |
| | 15,800 | 0 | 15,800 |
| | 112,000 | 0 | 112,000 |
| | 96,000 | 0 | 96,000 |
| | 57,000 | 0 | 57,000 |
| | 810,740 | 0 | 810,740 |
| | PPIF 267,000 | 0 | 267,000 |
| | 212,000 | 0 | 212,000 |
| | 4,916,000 | 0 | 4,916,000 |
| | 2,583,000 | 0 | 2,583,000 |
| | 2,333,000 | 0 | 2,333,000 |
| | 1,789,000 | 0 | 1,789,000 |
| 35 | 1,289,000 | 0 | 1,289,000 |
| | PPIF 500,000 | 0 | 500,000 |
| | 6,224,380 | 0 | 6,224,380 |
| | 11,500 | 0 | 11,500 |
| | 951,840 | 0 | 951,840 |
| | 5,066,040 | 0 | 5,066,040 |
| | 195,000 | 0 | 195,000 |
| | 321,566 | 0 | 321,566 |
| | 321,566 | 0 | 321,566 |
| | 12,200 | 0 | 12,200 |
| | 12,200 | 0 | 12,200 |
| | 12,200 | 0 | 12,200 |
| | 814,070 | 0 | 814,070 |
| | 782,836 | 0 | 782,836 |
| | 31,234 | 0 | 31,234 |
| | 93,045,290 | 0 | 93,045,290 |
| (2) | | | |
| | 51,591,157 | 0 | 51,591,157 |
| | 69,424 | 0 | 69,424 |
| | 18,000 | 0 | 18,000 |
| | 26,424 | 0 | 26,424 |
| | 25,000 | 0 | 25,000 |

(一般会計)

| | | | |
|-----|------------|----|------------|
| | | | |
| | 3,397,701 | 0 | 3,397,701 |
| | 35,020 | 0 | 35,020 |
| | 292,928 | 0 | 292,928 |
| | 1,468,166 | 0 | 1,468,166 |
| PIF | 1,511,587 | 0 | 1,511,587 |
| | 90,000 | 0 | 90,000 |
| | 2,565,108 | 0 | 2,565,108 |
| | 111,170 | 0 | 111,170 |
| | 429,290 | 0 | 429,290 |
| | 900,729 | 0 | 900,729 |
| | 409,376 | 0 | 409,376 |
| | 264,543 | 0 | 264,543 |
| | 450,000 | 0 | 450,000 |
| | 20,920,269 | 0 | 20,920,269 |
| | 102,280 | 0 | 102,280 |
| | 104,479 | 0 | 104,479 |
| | 41,210 | 0 | 41,210 |
| | 112,425 | 0 | 112,425 |
| | 460,427 | 0 | 460,427 |
| | 198,639 | 0 | 198,639 |
| | 224,038 | 0 | 224,038 |
| | 13,323,739 | 0 | 13,323,739 |
| | 1,213,032 | 0 | 1,213,032 |
| | 5,140,000 | 0 | 5,140,000 |
| | 6,587,744 | 0 | 6,587,744 |
| | 28,000 | 0 | 28,000 |
| | 191,365 | 0 | 191,365 |
| | 462,974 | 0 | 462,974 |
| | 1,430,567 | 0 | 1,430,567 |
| | 265,576 | 00 | 265,576 |
| | 793,547 | 0 | 793,547 |
| | 116,240 | 0 | 116,240 |
| | 382,469 | 0 | 382,469 |
| | 270,446 | 0 | 270,446 |
| | 130,455 | 0 | 130,455 |
| | 463,348 | 0 | 463,348 |
| | 538,958 | 0 | 538,958 |
| | 187,590 | 0 | 187,590 |
| | 480,104 | 0 | 480,104 |
| | 126,105 | 0 | 126,105 |
| | 720,000 | 0 | 720,000 |
| | 17,970,911 | 0 | 17,970,911 |
| | 115,255 | 0 | 115,255 |
| | 6,480 | 0 | 6,480 |
| | 1,504,898 | 0 | 1,504,898 |

(一般会計)

| | | | |
|--|--------------|---|--------------|
| | | | |
| | 1, 746, 706 | 0 | 1, 746, 706 |
| | 210, 525 | 0 | 210, 525 |
| | 3, 654, 756 | 0 | 3, 654, 756 |
| | 2, 255, 285 | 0 | 2, 255, 285 |
| | 275, 775 | 0 | 275, 775 |
| | 4, 371, 231 | 0 | 4, 371, 231 |
| | 3, 830, 000 | 0 | 3, 830, 000 |
| | 80, 000 | 0 | 80, 000 |
| | 35, 000 | 0 | 35, 000 |
| | 45, 000 | 0 | 45, 000 |
| | 34, 642, 067 | 0 | 34, 642, 067 |
| | 8, 601, 873 | 0 | 8, 601, 873 |
| | 1, 847, 047 | 0 | 1, 847, 047 |
| | 1, 555, 885 | 0 | 1, 555, 885 |
| | 291, 162 | 0 | 291, 162 |
| | 64, 490 | 0 | 64, 490 |
| | 529, 419 | 0 | 529, 419 |
| | 2, 530, 635 | 0 | 2, 530, 635 |
| | 1, 015, 257 | 0 | 1, 015, 257 |
| | 1, 198, 029 | 0 | 1, 198, 029 |
| | 317, 349 | 0 | 317, 349 |
| | 1, 351, 760 | 0 | 1, 351, 760 |
| | 776, 250 | 0 | 776, 250 |
| | 575, 510 | 0 | 575, 510 |
| | 1, 631, 666 | 0 | 1, 631, 666 |
| | 247, 754 | 0 | 247, 754 |
| | 211, 182 | 0 | 211, 182 |
| | 824, 740 | 0 | 824, 740 |
| | 347, 990 | 0 | 347, 990 |
| | 136, 711 | 0 | 136, 711 |
| | 943, 845 | 0 | 943, 845 |
| | 497, 566 | 0 | 497, 566 |
| | 148, 137 | 0 | 148, 137 |
| | 298, 142 | 0 | 298, 142 |
| | 1, 101, 226 | 0 | 1, 101, 226 |
| | 436, 275 | 0 | 436, 275 |
| | 315 | 0 | 315 |
| | 501, 219 | 0 | 501, 219 |
| | 163, 417 | 0 | 163, 417 |
| | 574, 351 | 0 | 574, 351 |
| | 472, 839 | 0 | 472, 839 |
| | 101, 512 | 0 | 101, 512 |
| | 7, 972, 066 | 0 | 7, 972, 066 |
| | 7, 412, 146 | 0 | 7, 412, 146 |
| | 219, 720 | 0 | 219, 720 |

(一般会計)

| | | | |
|-----|-------------|---|-------------|
| | | | |
| | 195,300 | 0 | 195,300 |
| | 144,900 | 0 | 144,900 |
| | 200,000 | 0 | 200,000 |
| | 12,070 | 0 | 12,070 |
| | 500 | 0 | 500 |
| | 11,570 | 0 | 11,570 |
| | 608,900 | 0 | 608,900 |
| | 253,364 | 0 | 253,364 |
| | 1,248,872 | 0 | 1,248,872 |
| | 1,248,872 | 0 | 1,248,872 |
| | 1,428,621 | 0 | 1,428,621 |
| | 549,035 | 0 | 549,035 |
| | 23,290 | 0 | 23,290 |
| | 856,296 | 0 | 856,296 |
| | 1,413,535 | 0 | 1,413,535 |
| | 89,770 | 0 | 89,770 |
| | 166,278 | 0 | 166,278 |
| | 299,255 | 0 | 299,255 |
| | 193,550 | 0 | 193,550 |
| | 493,306 | 0 | 493,306 |
| | 171,376 | 0 | 171,376 |
| | 75,860 | 0 | 75,860 |
| | 27,000 | 0 | 27,000 |
| | 57,000 | 0 | 57,000 |
| | 1,002,534 | 0 | 1,002,534 |
| | 846,065 | 0 | 846,065 |
| | 740,000 | 0 | 740,000 |
| | 106,065 | 0 | 106,065 |
| | 183,157 | 0 | 183,157 |
| | 1,212,153 | 0 | 1,212,153 |
| | 87,445,377 | 0 | 87,445,377 |
| | 5,599,913 | 0 | 5,599,913 |
| (1) | | | |
| | 1,036,568 | 0 | 1,036,568 |
| (2) | 1,036,568 | 0 | 1,036,568 |
| / | | | |
| | 1,213,900 | 0 | 1,213,900 |
| | 9,557,461 | 0 | 9,557,461 |
| | 615,054 | 0 | 615,054 |
| | 11,386,415 | 0 | 11,386,415 |
| | 10,349,847 | 0 | 10,349,847 |
| | 4,749,934 | 0 | 4,749,934 |
| | 227,593,044 | 0 | 227,593,044 |

(一般会計)

| | | | |
|--------------|-------------|---|-------------|
| | | | |
| | 222,843,110 | 0 | 222,843,110 |
| Ⅱ 指定正味財産増減の部 | | | |
| | 0 | 0 | 0 |
| | 0 | 0 | 0 |
| | 0 | 0 | 0 |
| Ⅲ 正味財産期末残高 | 222,843,110 | 0 | 222,843,110 |

3. 財 産 目 録

19 31
(第 18 期)

(一般会計)

| | | | |
|--------|-----|-------------|------------|
| I 資産の部 | | | |
| | | 10,488,781 | |
| | | 42,463 | |
| | | 10,446,318 | |
| | | 1,025,269 | |
| | | 6,520,169 | |
| | | 108,465 | |
| | UFJ | 1,919,371 | |
| | | 181,852 | |
| | 1 | 403,035 | |
| | | 70,511 | |
| | 2 | 217,640 | |
| | | 6 | |
| | | 300,000 | |
| | | 300,000 | |
| | | 5,130 | |
| | | 1,036,568 | |
| | | 766,534 | |
| | | 10,054,999 | |
| | | 96,000 | |
| | | 7,029,400 | |
| | | 2,857,990 | |
| | | 71,609 | |
| | | 100,000 | |
| | | 100,000 | |
| | | | 22,752,012 |
| (1) | | 177,663,242 | |
| | | 3,247,937 | |
| 90 | | 1,311,400 | |

(一般会計)

| | | | |
|--|--------------------|-------------|-------------|
| | | | |
| | 70,180,000 | | |
| | 1,376,527 | | |
| | 1,004,783 | | |
| | 752,829 | | |
| | 300,000 | | |
| | 82,519,766 | | |
| | 15,000,000 | | |
| | 2,000,000 | | |
| | <u>177,693,242</u> | | |
| | | | |
| | 19,610,266 | | |
| | 19,610,266 | | |
| | | | |
| | 856,418 | | |
| | 856,418 | | |
| | | | |
| | 2,548,352 | | |
| | 1,904,256 | | |
| | 41,955 | | |
| | 51,369 | | |
| | 491,606 | | |
| | 59,166 | | |
| | | | |
| | 833,536 | | |
| | | | |
| | 2,934,560 | | |
| | 2,934,560 | | |
| | <u>26,783,132</u> | | |
| | | | |
| | | 204,476,374 | |
| | | | |
| | | | 227,228,386 |

(一般会計)

| | | | |
|---------|-----------|-----------|-------------|
| | | | |
| II 負債の部 | 1,520,002 | | |
| | 1,635,000 | | |
| | 650,000 | | |
| | 780,000 | | |
| | 185,000 | | |
| | 20,000 | | |
| | 615,220 | | |
| | 420,560 | | |
| | 13,100 | | |
| | 181,560 | | |
| | | 3,770,222 | |
| | 615,054 | | |
| | | 615,054 | |
| | | | 4,385,276 |
| | | | 222,843,110 |

4. 財務諸表に対する注記

(1)

(2)

(3)

(4)

(5)

| | | | | | | |
|-----|-----|---------|---------|----------|----------|----------|
| Nb. | | | | | | |
| 1 | FAX | 2004/01 | 2008/11 | 976, 500 | 195, 300 | 325, 500 |
| 2 | FAX | 2006/02 | 2011/01 | 724, 500 | 144, 900 | 555, 450 |
| 3 | | 2006/07 | 2011/05 | 724, 500 | 144, 900 | 603, 750 |

(6)

(7)

(1)

(2)

| | | | | |
|--|---|----------|---|----------|
| | | | | |
| | 0 | 615, 054 | 0 | 615, 054 |

| | | | | |
|----|-------------|------------|---------|-------------|
| | | | | |
| | 3 766 829 | 10 527 | 529 419 | 3 247 937 |
| 90 | 1 311 400 | 0 | 0 | 1 311 400 |
| / | 68 180 000 | 2 000 000 | 0 | 70 180 000 |
| / | 1 375 702 | 825 | 0 | 1 376 527 |
| / | 1 004 783 | 0 | 0 | 1 004 783 |
| / | 752 380 | 449 | 0 | 752 829 |
| / | 300 000 | 0 | 0 | 300 000 |
| / | 72 269 766 | 10 250 000 | 0 | 82 519 766 |
| | 10 000 000 | 5 000 000 | 0 | 15 000 000 |
| 35 | 0 | 2 000 000 | 0 | 2 000 000 |
| | 158 960 860 | 19 261 801 | 529 419 | 177 693 242 |

| | | | |
|--|------------|------------|------------|
| | | | |
| | 23 958 784 | 4 348 518 | 19 610 266 |
| | 1 063 418 | 207 000 | 856 418 |
| | 8 762 448 | 6 214 096 | 2 548 352 |
| | 33 784 650 | 9 557 461 | 23 015 036 |
| | | 1 212 153 | |
| | | 10 769 614 | |

5. 収支計算書 (旧 公益法人会計基準収支予算書に対応)

18

19

31

(第 18 期)

| | | | | |
|----|-----|------------|------------|-----------|
| | | | | |
| | | 1,750,000 | 2,200,000 | 450,000 |
| | | 300,000 | 100,000 | 200,000 |
| | | 1,250,000 | 2,000,000 | 750,000 |
| | | 200,000 | 100,000 | 100,000 |
| | | 57,298,000 | 57,306,000 | 8,000 |
| | | 45,050,000 | 45,100,000 | 50,000 |
| | | 10,500,000 | 10,800,000 | 300,000 |
| | | 24,000 | 24,000 | 0 |
| | | 1,464,000 | 1,122,000 | 342,000 |
| | | 255,000 | 260,000 | 5,000 |
| | | 5,000 | 0 | 5,000 |
| | | 9,490,000 | 6,492,026 | 2,997,974 |
| | | 9,490,000 | 6,492,026 | 2,997,974 |
| | | 1,200,000 | 1,131,000 | 69,000 |
| | | 650,000 | 695,000 | 45,000 |
| | | 760,000 | 318,000 | 442,000 |
| | | 360,000 | 360,000 | 0 |
| | | 153,000 | 187,275 | 34,275 |
| | | 225,000 | 117,000 | 108,000 |
| | | 320,000 | 384,000 | 64,000 |
| | | 90,000 | 54,000 | 36,000 |
| | | 125,000 | 40,000 | 85,000 |
| | () | 400,000 | 94,500 | 305,500 |
| | () | 400,000 | 114,000 | 286,000 |
| | | 900,000 | 465,000 | 435,000 |
| | | 640,000 | 306,000 | 334,000 |
| | | 400,000 | 288,000 | 112,000 |
| | | 160,000 | 180,000 | 20,000 |
| | () | 527,000 | 527,800 | 800 |
| | | 240,000 | 294,000 | 54,000 |
| | | 250,000 | 240,500 | 9,500 |
| | | 600,000 | 168,291 | 431,709 |
| | | 240,000 | 204,000 | 36,000 |
| | | 180,000 | 62,000 | 118,000 |
| | | 540,000 | 190,660 | 349,340 |
| | PIF | 30,000 | 63,000 | 33,000 |
| | | 100,000 | 8,000 | 92,000 |
| | | 30,059,000 | 25,814,570 | 4,244,430 |
| | | 12,500,000 | 11,203,150 | 1,296,850 |
| | | 1,800,000 | 1,221,150 | 578,850 |
| | | 2,000,000 | 1,645,000 | 355,000 |
| | | 500,000 | 189,000 | 311,000 |
| 35 | | 6,700,000 | 6,783,000 | 83,000 |

| | | | | | |
|--|-------|-----------|-----------|-----------|--|
| | | | | | |
| | | 800,000 | 1,050,000 | 250,000 | |
| | | 300,000 | 0 | 300,000 | |
| | | 300,000 | 315,000 | 15,000 | |
| | PPI F | 100,000 | 0 | 100,000 | |
| | | 3,851,000 | 1,682,040 | 2,168,960 | |
| | | 450,000 | 76,500 | 373,500 | |
| | | 0 | 35,000 | 35,000 | |
| | | 45,000 | 0 | 45,000 | |
| | | 51,000 | 15,800 | 35,200 | |
| | | 120,000 | 0 | 120,000 | |
| | | 80,000 | 112,000 | 32,000 | |
| | | 540,000 | 96,000 | 444,000 | |
| | | 240,000 | 57,000 | 183,000 | |
| | | 1,080,000 | 810,740 | 269,260 | |
| | | 200,000 | 267,000 | 67,000 | |
| | 35 | 325,000 | 0 | 325,000 | |
| | | 120,000 | 0 | 120,000 | |
| | | 600,000 | 212,000 | 388,000 | |
| | | 5,300,000 | 4,916,000 | 384,000 | |
| | | 2,400,000 | 2,583,000 | 183,000 | |
| | | 2,900,000 | 2,333,000 | 567,000 | |
| | | 2,458,000 | 1,789,000 | 669,000 | |
| | 35 | 1,650,000 | 1,289,000 | 361,000 | |
| | | 700,000 | 500,000 | 200,000 | |
| | PPI F | 108,000 | 0 | 108,000 | |
| | | 5,950,000 | 6,224,380 | 274,380 | |
| | | 0 | 11,500 | 11,500 | |
| | | 1,600,000 | 951,840 | 648,160 | |
| | | 4,000,000 | 5,066,040 | 1,066,040 | |
| | | 350,000 | 195,000 | 155,000 | |
| | | 940,000 | 321,566 | 618,434 | |
| | | 700,000 | 321,566 | 378,434 | |
| | | 240,000 | 0 | 240,000 | |
| | | 120,000 | 12,200 | 107,800 | |
| | | 120,000 | 12,200 | 107,800 | |
| | | 120,000 | 12,200 | 107,800 | |
| | | 750,000 | 898,928 | 148,928 | |
| | | 700,000 | 782,836 | 82,836 | |
| | | 50,000 | 116,092 | 66,092 | |

| | | | | |
|-----|-------------|-------------|-----------|--|
| | | | | |
| | 700,000 | 529,419 | 170,581 | |
| | 700,000 | 529,419 | 170,581 | |
| (A) | 101,107,000 | 93,574,709 | 7,532,291 | |
| | 30,449,963 | 30,449,963 | 0 | |
| (B) | 131,556,963 | 124,024,672 | 7,532,291 | |

10,000,000 ()

| | | | | |
|--|-------|------------|------------|-----------|
| | | | | |
| | | 59,405,000 | 51,591,157 | 7,813,843 |
| | | 210,000 | 69,424 | 140,576 |
| | | 20,000 | 18,000 | 2,000 |
| | | 160,000 | 26,424 | 133,576 |
| | | 30,000 | 25,000 | 5,000 |
| | | 5,050,000 | 3,397,701 | 1,652,299 |
| | | 50,000 | 35,020 | 14,980 |
| | | 400,000 | 292,928 | 107,072 |
| | PPI F | 2,900,000 | 1,468,166 | 1,431,834 |
| | | 1,600,000 | 1,511,587 | 88,413 |
| | | 100,000 | 90,000 | 10,000 |
| | | 3,235,000 | 2,565,108 | 669,892 |
| | | 120,000 | 111,170 | 8,830 |
| | | 520,000 | 429,290 | 90,710 |
| | | 1,300,000 | 900,729 | 399,271 |
| | | 450,000 | 409,376 | 40,624 |
| | | 300,000 | 264,543 | 35,457 |
| | | 45,000 | 0 | 45,000 |
| | | 500,000 | 450,000 | 50,000 |
| | | 22,880,000 | 20,920,269 | 1,959,731 |
| | | 120,000 | 102,280 | 17,720 |
| | | 220,000 | 104,479 | 115,521 |
| | | 125,000 | 41,210 | 83,790 |
| | | 400,000 | 112,425 | 287,575 |
| | | 730,000 | 460,427 | 269,573 |
| | | 180,000 | 198,639 | 18,639 |
| | | 235,000 | 224,038 | 10,962 |
| | | 13,390,000 | 13,323,739 | 66,261 |
| | | 2,080,000 | 1,213,032 | 866,968 |
| | | 5,400,000 | 5,140,000 | 260,000 |
| | | 9,660,000 | 6,587,744 | 3,072,256 |
| | | 30,000 | 28,000 | 2,000 |
| | | 200,000 | 191,365 | 8,635 |
| | | 960,000 | 462,974 | 497,026 |
| | () | 1,675,000 | 1,430,567 | 244,433 |
| | | 480,000 | 265,576 | 214,424 |
| | | 820,000 | 793,547 | 26,453 |
| | | 540,000 | 116,240 | 423,760 |
| | | 1,155,000 | 332,469 | 772,531 |
| | | 340,000 | 270,446 | 69,554 |
| | | 400,000 | 130,455 | 269,545 |
| | | 900,000 | 463,348 | 436,652 |
| | | 570,000 | 538,958 | 31,042 |
| | | 190,000 | 187,590 | 2,410 |
| | | 400,000 | 480,104 | 80,104 |
| | | 200,000 | 126,105 | 73,895 |
| | | 800,000 | 720,000 | 80,000 |

| | | | | |
|--|--|------------|------------|-----------|
| | | | | |
| | | 18,160,000 | 17,970,911 | 189,089 |
| | | 120,000 | 115,255 | 4,745 |
| | | 30,000 | 6,480 | 23,520 |
| | | 1,550,000 | 1,504,898 | 45,102 |
| | | 1,750,000 | 1,746,706 | 3,294 |
| | | 250,000 | 210,525 | 39,475 |
| | | 3,200,000 | 3,654,756 | 454,756 |
| | | 2,800,000 | 2,255,285 | 544,715 |
| | | 300,000 | 275,775 | 24,225 |
| | | 3,840,000 | 4,371,231 | 531,231 |
| | | 4,320,000 | 3,830,000 | 490,000 |
| | | 210,000 | 80,000 | 130,000 |
| | | 50,000 | 35,000 | 15,000 |
| | | 100,000 | 0 | 100,000 |
| | | 10,000 | 0 | 10,000 |
| | | 50,000 | 45,000 | 5,000 |
| | | 38,485,000 | 34,642,067 | 3,842,933 |
| | | 8,900,000 | 8,601,873 | 298,127 |
| | | 1,950,000 | 1,847,047 | 102,953 |
| | | 1,650,000 | 1,555,885 | 94,115 |
| | | 300,000 | 291,162 | 8,838 |
| | | 65,000 | 64,490 | 510 |
| | | 700,000 | 529,419 | 170,581 |
| | | 2,700,000 | 2,530,635 | 169,365 |
| | | 1,100,000 | 1,015,257 | 84,743 |
| | | 1,200,000 | 1,198,029 | 1,971 |
| | | 400,000 | 317,349 | 82,651 |
| | | 1,620,000 | 1,351,760 | 268,240 |
| | | 800,000 | 776,250 | 23,750 |
| | | 820,000 | 575,510 | 244,490 |
| | | 2,100,000 | 1,631,666 | 468,334 |
| | | 300,000 | 247,754 | 52,246 |
| | | 250,000 | 211,182 | 38,818 |
| | | 1,200,000 | 824,740 | 375,260 |
| | | 350,000 | 347,990 | 2,010 |
| | | 150,000 | 136,711 | 13,289 |
| | | 950,000 | 943,845 | 6,155 |
| | | 500,000 | 497,566 | 2,434 |
| | | 150,000 | 148,137 | 1,863 |
| | | 300,000 | 298,142 | 1,858 |

| | | | | |
|--|--|-----------|-----------|---------|
| | | | | |
| | | 2,050,000 | 1,101,226 | 948,774 |
| | | 450,000 | 436,275 | 13,725 |
| | | 50,000 | 315 | 49,685 |
| | | 1,300,000 | 501,219 | 798,781 |
| | | 250,000 | 163,417 | 86,583 |
| | | 750,000 | 574,351 | 175,649 |
| | | 600,000 | 472,839 | 127,161 |
| | | 150,000 | 101,512 | 48,488 |
| | | 8,100,000 | 7,972,066 | 127,934 |
| | | 7,500,000 | 7,412,146 | 87,854 |
| | | 240,000 | 219,720 | 20,280 |
| | | 200,000 | 195,300 | 4,700 |
| | | 160,000 | 144,900 | 15,100 |
| | | 200,000 | 200,000 | 0 |
| | | 150,000 | 12,070 | 137,930 |
| | | 130,000 | 500 | 129,500 |
| | | 20,000 | 11,570 | 8,430 |
| | | 800,000 | 608,900 | 191,100 |
| | | 300,000 | 253,364 | 46,636 |
| | | 1,400,000 | 1,248,872 | 151,128 |
| | | 1,400,000 | 1,248,872 | 151,128 |
| | | 1,470,000 | 1,428,621 | 41,379 |
| | | 550,000 | 549,035 | 965 |
| | | 60,000 | 23,290 | 36,710 |
| | | 860,000 | 856,296 | 3,704 |
| | | 2,040,000 | 1,413,535 | 626,465 |
| | | 180,000 | 89,770 | 90,230 |
| | | 180,000 | 166,278 | 13,722 |
| | | 600,000 | 299,255 | 300,745 |
| | | 300,000 | 193,550 | 106,450 |
| | | 500,000 | 493,306 | 6,694 |
| | | 280,000 | 171,376 | 108,624 |
| | | 150,000 | 75,860 | 74,140 |
| | | 100,000 | 27,000 | 73,000 |
| | | 100,000 | 57,000 | 43,000 |
| | | 600,000 | 1,002,534 | 402,534 |
| | | 950,000 | 846,065 | 103,935 |
| | | 800,000 | 740,000 | 60,000 |


| | | | | |
|--|-----------|-------------|-------------|------------|
| | | | | |
| | | 150,000 | 106,065 | 43,935 |
| | | 190,000 | 183,157 | 6,843 |
| | | 600,000 | 584,425 | 15,575 |
| | | 600,000 | 584,425 | 15,575 |
| | | 600,000 | 584,425 | 15,575 |
| | | 19,260,000 | 19,261,801 | 1,801 |
| | | 10,000 | 10,527 | 527 |
| | | 10,000 | 10,527 | 527 |
| | | 19,250,000 | 19,251,274 | 1,274 |
| | | 12,250,000 | 12,251,274 | 1,274 |
| | | 5,000,000 | 5,000,000 | 0 |
| | | 2,000,000 | 2,000,000 | 0 |
| | 35 | | | |
| | | 100,000 | | 100,000 |
| | | 100,000 | | 100,000 |
| | (C) | 117,850,000 | 106,079,450 | 11,770,550 |
| | (A) - (C) | 16,743,000 | 12,504,741 | 4,238,259 |
| | (B) - (C) | 13,706,963 | 17,945,222 | 4,238,259 |

平成 18 年度 期末監査報告書

社団法人 日本広告写真家協会
会 長 安 達 洋 次 郎 殿

平成 19 年 4 月 13 日
東京都千代田区平河町 2 丁目 16 番 15 号

公認会計士

武内史衛 

武 内 史 衛

私は平成 18 年 4 月 1 日から平成 19 年 3 月 31 日までの第十八期会計年度における会計の監査を行い、次の通り報告する。

1. 監査の方法の概要

帳簿並びに関係書類の閲覧など、必要と思われる監査手続きを用いて計算書類の正確性を検討した。

2. 監査所見

貸借対照表、正味財産増減計算書、財産目録、財務諸表に対する注記及び収支計算書は、会計帳簿の記載金額と一致し、法人の収支状況、財産の状況を正しく示していると認める。




以上

平成 18 年度 期末監査報告書

社団法人 日本広告写真家協会
会 長 安 達 洋 次 郎 殿

平成 19 年 4 月 13 日

社団法人 日本広告写真家協会

監 事 都 筑 弘 雄 
同 稲 田 浩 男 
同 藤 本 俊 一 

私達は平成 18 年 4 月 1 日から平成 19 年 3 月 31 日までの第十八期会計年度における会計及び業務の監査を行い、次の通り報告する。

1. 監査の方法の概要

- (1) 会計監査について、帳簿並びに関係書類の閲覧など、必要と思われる監査手続きを用いて計算書類の正確性を検討した。
- (2) 業務監査について、理事会及びその他の会議に出席し、理事から業務の報告を聴取し、関係書類の閲覧など、必要と思われる監査手続きを用いて業務執行の妥当性を検討した。

2. 監査所見

- (1) 貸借対照表、正味財産増減計算書、財産目録、財務諸表に対する注記及び収支計算書は、会計帳簿の記載金額と一致し、法人の収支及び財産の状況を正しく示していると認める。
- (2) 事業報告の内容は事実であると認める。
- (3) 理事の職務遂行に関する不正の行為、又は法令若しくは定款に違反する重大な事実はないと認める。

以上